

# Danville Economic Indicators

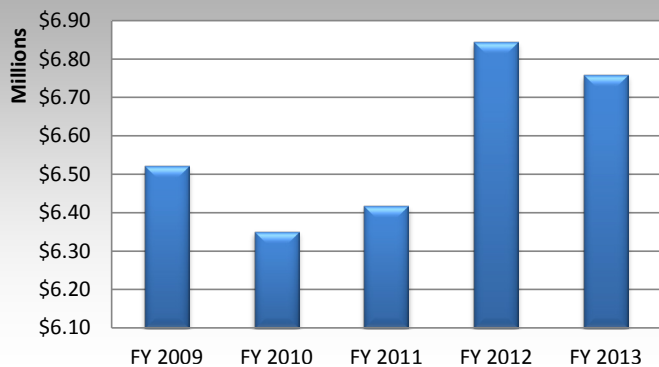
VIRGINIA

APRIL 2013

This report shows the status of Danville's key economic indicators as of April in the current fiscal year. The total collected machinery and tools tax is higher than the three previous fiscal years. Collected sales tax is slightly lower than last year's total, but well above 2011 and 2010. The number of business licenses issued show a decrease in total, but building permits are above average for the last four years, showing continued investment in property and existing business in Danville.

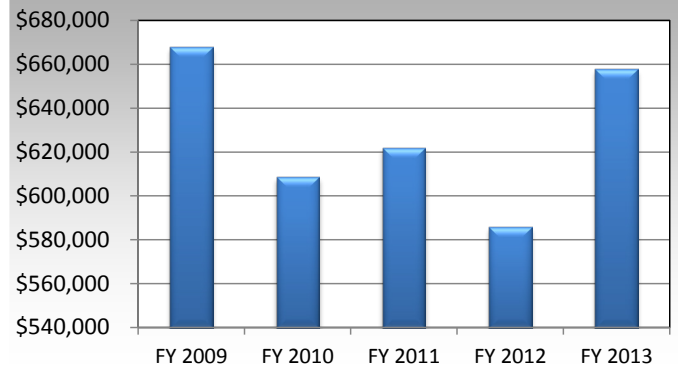
## Sales Tax Collected

as of April of Each Fiscal Year

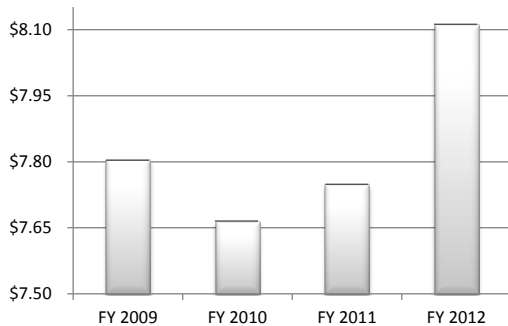


## Machinery & Tools Tax Collected

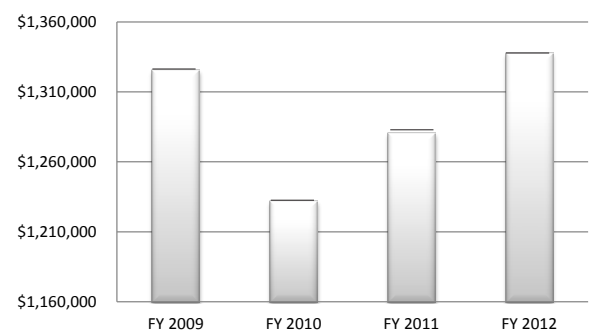
as of April of Each Fiscal Year



## TOTAL Sales Tax for the Last Four Fiscal Years



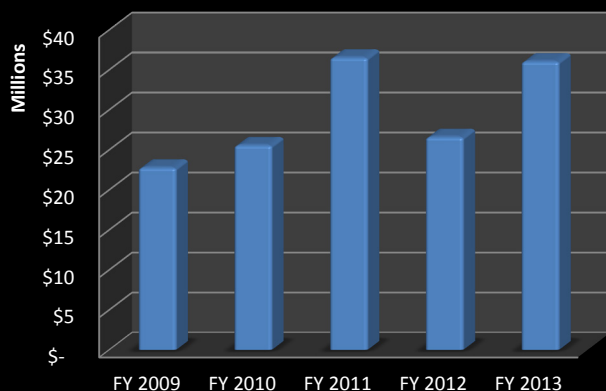
## TOTAL Machine & Tools Tax for the Last Four Fiscal Years



n e w a n d e x p a n d i n g b u s i n e s s

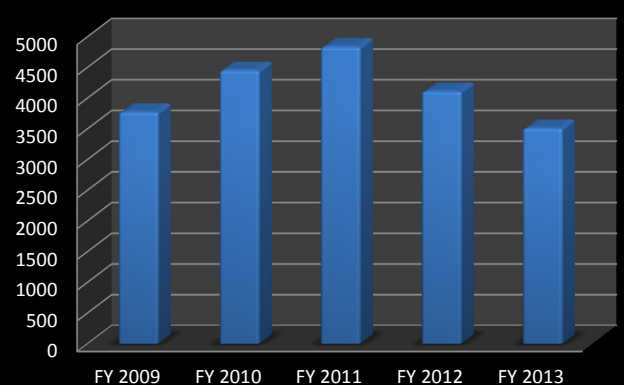
## Building Permits - Total Improvement

Costs as of April of Each Fiscal Year

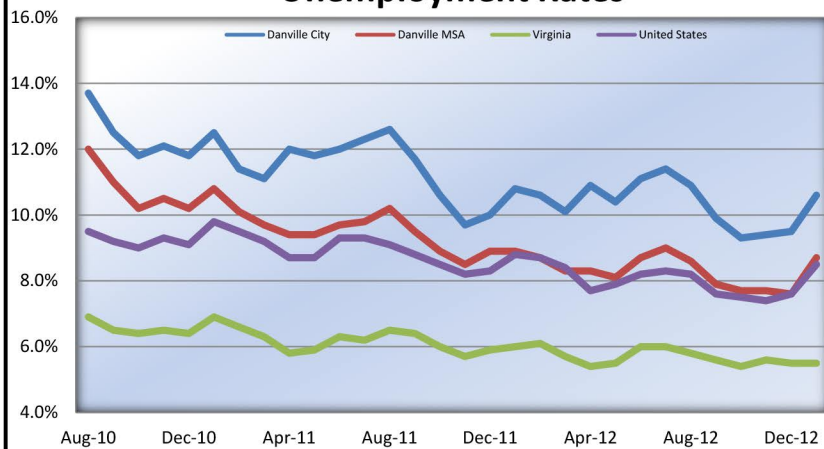


## Number of Business Licenses

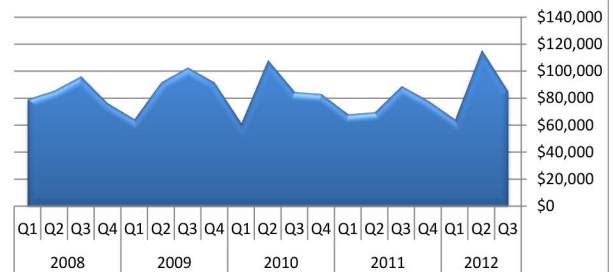
Issued as of April of Each Fiscal Year



## Unemployment Rates



## Median Sales Price of Housing



Economic indicators allow economists, public policy makers, financial professionals, investors and others to check the state of the economy. Just as temperature, pulse and heart rate provide indications of a person's health, economic indicators serve as "vital signs" for the state of the economy.\* In this document, you will find key pieces of data that will give you a clear view of the City of Danville's economic condition. THIS IS NOT A MARKETING PIECE, BUT RATHER A REPORT CARD ON INDICATORS OF TAXES COLLECTED, BUILDING PERMITS, UNEMPLOYMENT, AND OTHER FACTORS THAT AFFECT THE COMMUNITY POSITIVELY AND NEGATIVELY. - Source: eHow

Company	Business Description	Date of Announcement	New or Expansion	New Jobs	Investment (M\$)
Japan Tobacco International Leaf Services*	Tobacco processing	Oct-2009 and Apr- 2013	E	39	\$20
Macerata Wheels	Custom wheel rim manufacturer.	March- 2013	N	101	\$8
CBN Secure Technologies, Inc.	High-tech printing, security safeguards for Virginia driver's licenses.	Mar-2011 and Nov-2013	N - '08 E - '11 & '13	55	\$16.6
Norhurst Inc.	Provides professional services.	Sept-2012	E	108	\$2.3
GOK International	Manufactures furniture.	Sept-2012	N/E	300	\$12.5
River District Development, LLC	Mixed use medical and commercial center.	July-2012	N/E	40	\$14.5
American Phenonix	Rubber compound supplier to Goodyear.	July-2012	N	50	\$3
Hybrid Vehicles of Danville, Inc.	Manufacturer of hybrid vehicle solutions.	May-2012	N	150	\$1.5
Virdia	Cellulosic sugars and lignin for use in the renewable chemicals, bio-energy, and nutrition industries	Apr-2012	N	34	\$10
Engineered BioPharmaceuticals, Inc.	Develops dry-powder pharmaceuticals for vaccines.	Oct-2011	E	100	-
GSO Aviation	Repair and overhaul of electro-mechanical and hydraulic aircraft components.	Aug-2011	N	15	\$1
Noblis – Center for Applied High Performance Computing	High Performance Computing (Cray XMT supercomputer).	June-2011	N	15	\$2.5
EIT, LLC	Full service contract electronic design and manufacturing services.	May-2011	E	50	\$5
US Green Energy	Manufactures Photovoltaic Building Materials.	Oct-2010	N	372	\$30
Essel Propack America LLC*	Toothpaste tubes; printing center	Sep-2010	E	0	\$10
EcomNets	Green information technology and services solutions	Apr-2010	N	80	\$2
Blue Ridge Fiberboard, Inc. (W.R. Meadows)	Manufactures fiberboard	Nov-2009	N	88	\$6
Riverside Roof Truss, LLC	Roof and floor trusses, laminated veneer lumber	Jun-2009	E	35	\$1.5
LiFeBATT	Lithium Ion Battery Company	May-2009	N	5	-
Infinity Global Packaging	Provider of branded packaging and packaging solutions	Jun-2008	E	86	\$1.65
Goodyear Tire & Rubber Co.	Aircraft tire and medium radial truck tire manufacturing	Jun-2008	E	0	\$115
Com40 (EBI)	Manufactures mattresses and upholstered furniture	Feb-2008	N	813	\$36.3

\*Foreign Owned Companies