



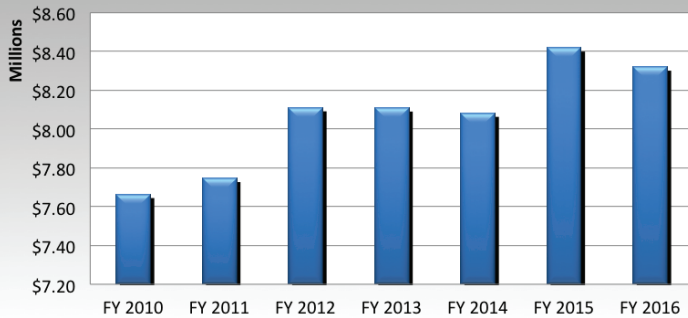
ECONOMIC INDICATORS

DiscoverDanville.com

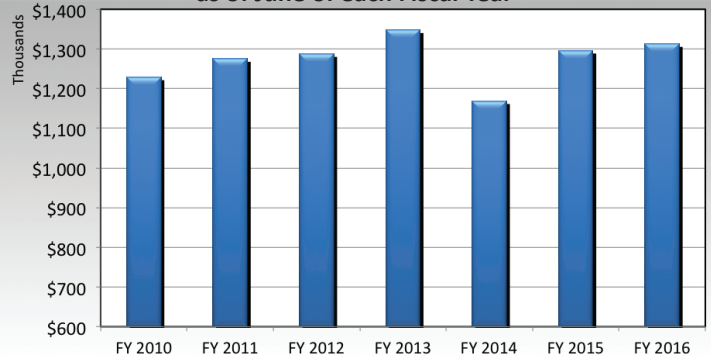
JUNE 2016

The Economic Indicator report shows the status of Danville's key Economic Indicators as of June in the current fiscal year. There was a slight decline in sales tax but still at an increase compared to past fiscal years of 2010 through 2014. Machinery and tools tax collected had a small increase along with building permits showing both at a slight increase to the previous fiscal year while business licenses remain steady.

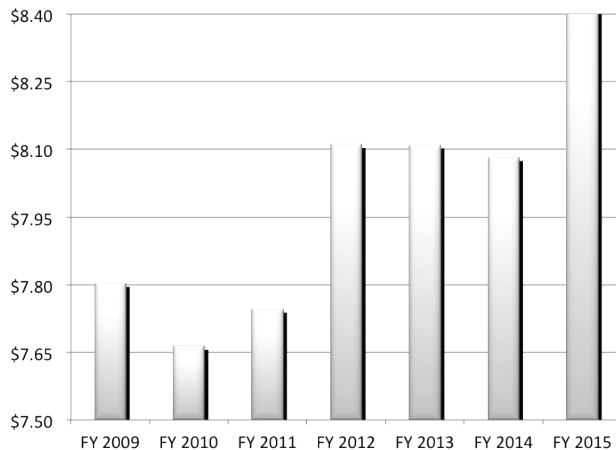
Sales Tax collected
as of June of each Fiscal Year



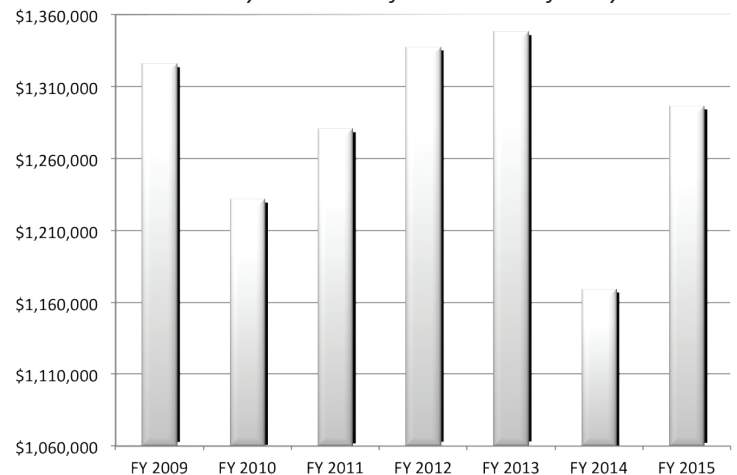
Machinery & Tools Tax collected
as of June of each Fiscal Year



Total Sales Tax for the last six fiscal years



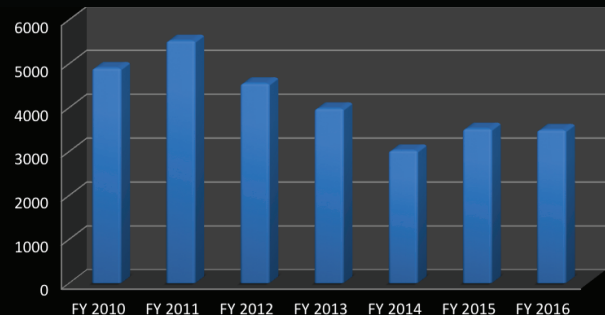
Total Machinery & Tools Tax for the last six fiscal years



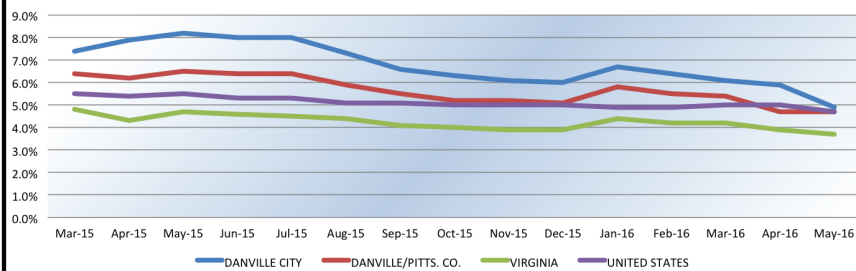
Building Permits - Total Improvement
Costs as of June of each Fiscal Year



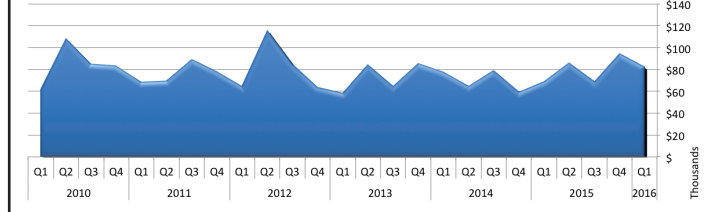
Number of Business Licenses
Issued as of June of each Fiscal Year



Unemployment Rates



Median Sales Price of Housing



Danville population:42,704

The United States Office of Management and Budget (OMB) defines Micropolitan Statistical Area as one or more adjacent counties or county equivalents that have at least one urban core area of at least 10,000 population but less than 50,000, plus adjacent territory that has a high degree of social and economic integration with the core as measured by commuting ties. Source: Wikipedia

Economic indicators allow economists, public policy makers, financial professionals, investors and others to check the state of the economy. Just as temperature, pulse and heart rate provide indications of a person's health, economic indicators serve as "vital signs" for the state of the economy. In this document, you will find key pieces of data that will give you a clear view of the City of Danville's economic condition. THIS IS NOT A MARKETING PIECE, BUT RATHER A REPORT CARD ON INDICATORS OF TAXES COLLECTED, BUILDING PERMITS, UNEMPLOYMENT, AND OTHER FACTORS THAT AFFECT THE COMMUNITY POSITIVELY AND NEGATIVELY. - Source: eHow

| Company | Business Description | Date of Announcement | New or Expansion | New Jobs | Investment (\$) |
|---------------------------------------|---|----------------------|------------------|----------|-----------------|
| Roobrik | Long term care assistant software (Seed Fund from The Launch Place) | 5/23/16 | N | 5 | 200K |
| Netarus | Software/hardware for marine construction (Seed Fund from The Launch Place) | 4/4/16 | N | 5 | 250K |
| Roobrick | Long term care assistant software (Pre-Seed Fund from The Launch Place) | 10/8/15 | N | 0 | 75K |
| FokusLabs | Wearable device (Pre-Seed Fund from The Launch Place) | 8/6/15 | N | 0 | 40K |
| Panacea | Precision medicine and nutritional manufacturer (Seed Fund from The Launch Place) | 6/4/15 | N | 5 | 325K |
| Telvista Inc. | Call center; customer service | 12/15/14 | E | 300 | 1M |
| 3F | Nano technology/fibers (Pre-Seed Fund from The Launch Place) | 11/11/14 | N | 0 | 75K |
| Essel Propack America LLC* | Manufactures aluminum tubes | 11/1/14 | E | 0 | 2.1M |
| Sky Valley Foods | N.A. HQ; Manufactures organic sauces and condiments | 7/1/14 | N | 60 | 0 |
| SEAL | Drowning prevention device (Seed Fund from The Launch Place) | 4/17/14 | N | 5 | 350K |
| CirrusWorks | Bandwidth Management (Seed Fund from The Launch Place) | 2/24/14 | N | 5 | 250K |
| KSI | Video/data Management (Seed Fund from The Launch Place) | 1/14/14 | N | 5 | 350K |
| Nestlé Refrigerated Foods* | Manufactures refrigerated cookie dough, pasta, and sauce | 10/1/13 | E | 50 | 2.7M |
| North American Mold Technology (NAMT) | Produces and refurbishes molds used in the manufacture of tires | 9/1/13 | N | 120 | 4.35M |
| Columbia Flooring | Manufactures hardwood and laminate flooring | 9/1/13 | E | 40 | 3M |
| JTI Leaf Services* | Tobacco processing | 4/1/13 | E | 10 | 7.5M |
| CBN Secure Technologies, Inc.* | High-tech printing, produces secure VA driver's licenses/ID cards | 11/1/12 | E | 25 | 8.2M |
| Norhurst | Information technology and related services | 9/1/12 | N | 108 | 2.3M |
| American Phoenix | Rubber mixing | 7/1/12 | N | 50 | 3.5M |
| Virdia | Cellulosic sugars/lignin for renewable chemicals, bio-energy, and nutrition | 4/1/12 | N | 34 | 10M |
| Jarrett Welding and Machine Inc. | Custom wrought iron and design-build structural steel | 4/1/12 | E | 11 | 0 |
| Goodyear Tire & Rubber Co. | Aircraft and truck tires | 4/1/12 | E | 143 | 33.97M |
| Engineered BioPharmaceuticals Inc. | Develops dry-powder pharmaceuticals for vaccines | 10/1/11 | E | 100 | 0 |
| GSO Aviation, Inc. | Repair and overhaul of electro-mechanical and hydraulic aircraft components | 8/1/11 | N | 15 | 1M |
| EIT, Inc. | Electronic design and manufacturing services | 6/1/11 | E | 50 | 5M |
| Noblis, Inc. | Center for high-performance computing | 6/1/11 | N | 15 | 2.5M |
| Telvista Inc. | Call center, customer services | 4/1/11 | E | 100 | 0 |
| CBN Secure Technologies, Inc.* | High-tech printing, produces secure Virginia driver's licenses and ID cards | 3/1/11 | E | 25 | 1.1M |
| JTI Leaf Services* | Tobacco processing | 11/1/10 | E | 21 | 10.5M |
| Essel Propack America LLC* | Toothpaste tubes | 9/1/10 | E | 0 | 10M |
| Blue Ridge Fiberboard, Inc. | Manufactures fiberboard | 11/1/09 | N | 88 | 5.262M |
| Essel Propack America LLC* | Toothpaste tubes | 11/1/09 | E | 0 | 5.3M |

*Foreign Owned Companies

Sources: City of Danville, Finance Department, Housing Virginia and SOURCEBOOK, Virginia Workforce Connection, Commissioner of the Revenue Office, Community Development, U.S. Bureau of Labor Statistics, The Launch Place