



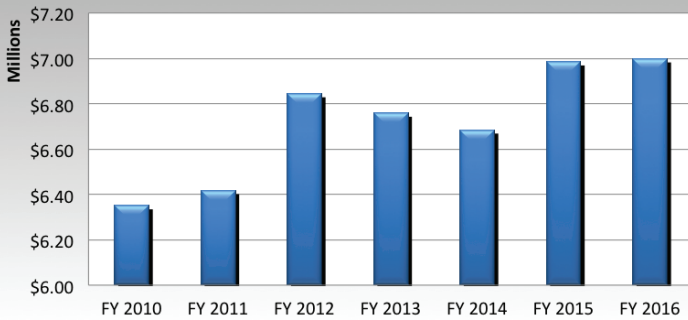
ECONOMIC INDICATORS

DiscoverDanville.com

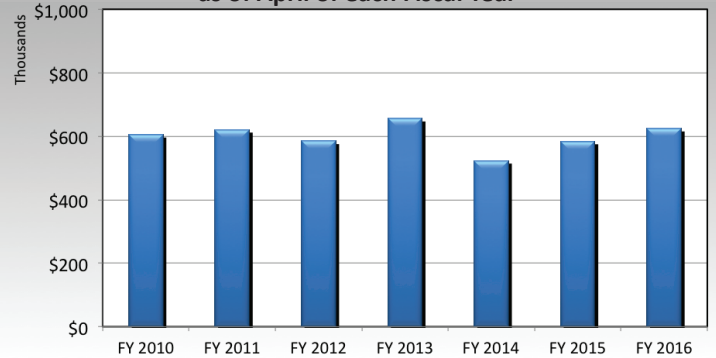
APRIL 2016

The Economic Indicator report shows the status of Danville's key Economic Indicators as of April in the current fiscal year. Sales tax collected through April 2016 has outperformed the previous six fiscal years. Machinery and Tools Tax collected is showing an increase over the two previous fiscal years, and has almost reached its peak performance in FY 2013. Total dollars spent on building permits has increased when compared to previous fiscal years; additionally, the number of business licenses shows a slight increase, demonstrating continued confidence in Danville's economy.

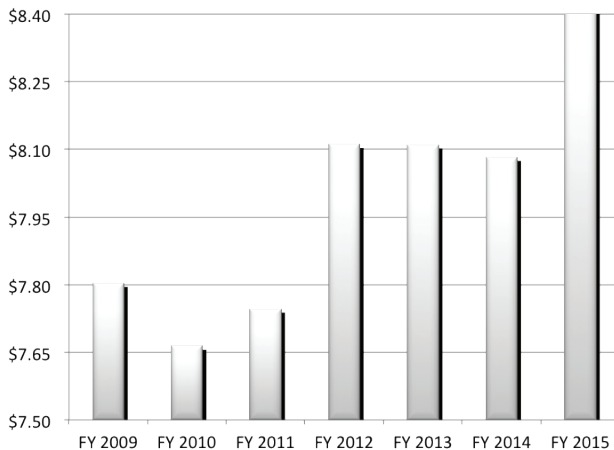
Sales Tax collected
as of April of each Fiscal Year



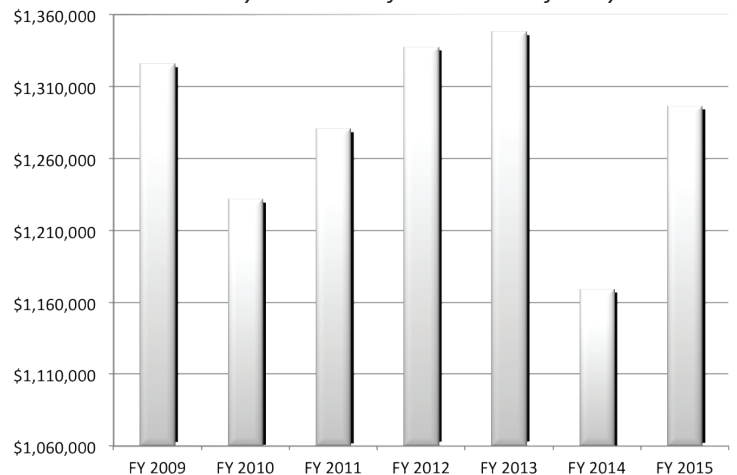
Machinery & Tools Tax collected
as of April of each Fiscal Year



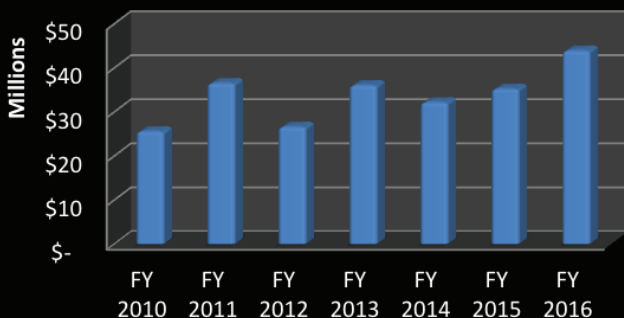
Total Sales Tax for the last six fiscal years



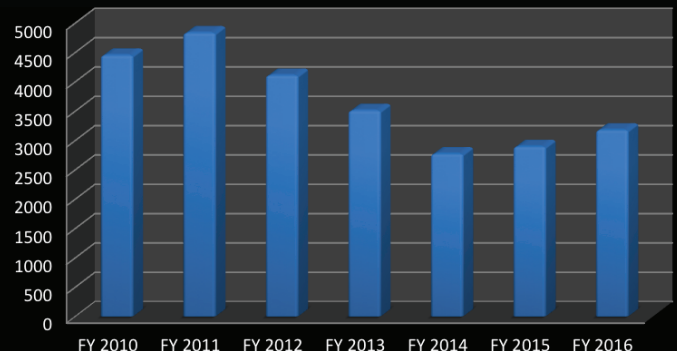
Total Machinery & Tools Tax for the last six fiscal years



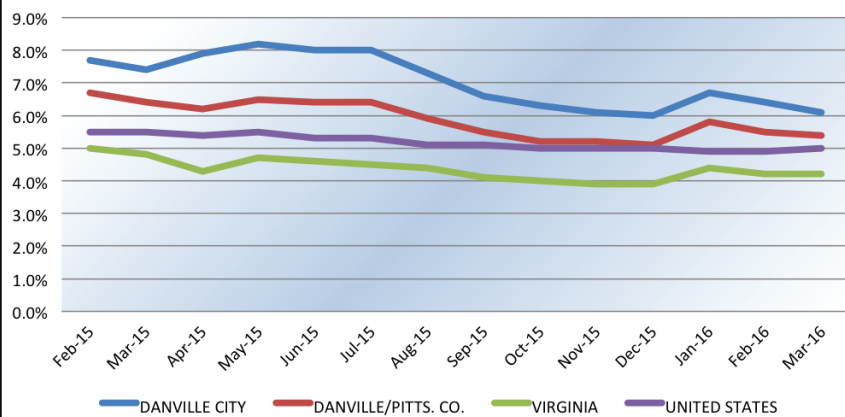
Building Permits - Total Improvement
Costs as of April of each Fiscal Year



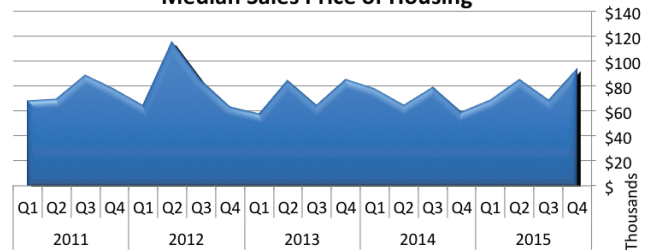
Number of Business Licenses
Issued as of April of each Fiscal Year



Unemployment Rates



Median Sales Price of Housing



Economic indicators allow economists, public policy makers, financial professionals, investors and others to check the state of the economy. Just as temperature, pulse and heart rate provide indications of a person's health, economic indicators serve as "vital signs" for the state of the economy. In this document, you will find key pieces of data that will give you a clear view of the City of Danville's economic condition. THIS IS NOT A MARKETING PIECE, BUT RATHER A REPORT CARD ON INDICATORS OF TAXES COLLECTED, BUILDING PERMITS, UNEMPLOYMENT, AND OTHER FACTORS THAT AFFECT THE COMMUNITY POSITIVELY AND NEGATIVELY. - Source: eHow

Danville population:42,704

The United States Office of Management and Budget (OMB) defines Micropolitan Statistical Area as one or more adjacent counties or county equivalents that have at least one urban core area of at least 10,000 population but less than 50,000, plus adjacent territory that has a high degree of social and economic integration with the core as measured by commuting ties. Source: Wikipedia

Company	Business Description	Date of Announcement	New or Expansion	New Jobs	Investment (\$)
Roobrik	Long term care assistant software (Seed Fund from The Launch Place)	5/23/16	N	5	200K
Netarus	Software/hardware for marine construction (Seed Fund from The Launch Place)	4/4/16	N	5	250K
Roobrick	Long term care assistant software (Pre-Seed Fund from The Launch Place)	10/8/15	N	0	75K
FokusLabs	Wearable device (Pre-Seed Fund from The Launch Place)	8/6/15	N	0	40K
Panacea	Precision medicine and nutritional manufacturer (Seed Fund from The Launch Place)	6/4/15	N	5	325K
Telvista Inc.	Call center; customer service	12/15/14	E	300	1M
3F	Nano technology/fibers (Pre-Seed Fund from The Launch Place)	11/11/14	N	0	75K
Essel Propack America LLC*	Manufactures aluminum tubes	11/1/14	E	0	2.1M
Sky Valley Foods	N.A. HQ; Manufactures organic sauces and condiments	7/1/14	N	60	0
SEAL	Drowning prevention device (Seed Fund from The Launch Place)	4/17/14	N	5	350K
CirrusWorks	Bandwidth Management (Seed Fund from The Launch Place)	2/24/14	N	5	250K
KSI	Video/data Management (Seed Fund from The Launch Place)	1/14/14	N	5	350K
Nestlé Refrigerated Foods*	Manufactures refrigerated cookie dough, pasta, and sauce	10/1/13	E	50	2.7M
North American Mold Technology (NAMT)	Produces and refurbishes molds used in the manufacture of tires	9/1/13	N	120	4.35M
Columbia Flooring	Manufactures hardwood and laminate flooring	9/1/13	E	40	3M
JTI Leaf Services*	Tobacco processing	4/1/13	E	10	7.5M
CBN Secure Technologies, Inc.*	High-tech printing, produces secure VA driver's licenses/ID cards	11/1/12	E	25	8.2M
Norhurst	Information technology and related services	9/1/12	N	108	2.3M
American Phoenix	Rubber mixing	7/1/12	N	50	3.5M
Virdia	Cellulosic sugars/lignin for renewable chemicals, bio-energy, and nutrition	4/1/12	N	34	10M
Jarrett Welding and Machine Inc.	Custom wrought iron and design-build structural steel	4/1/12	E	11	0
Goodyear Tire & Rubber Co.	Aircraft and truck tires	4/1/12	E	143	33.97M
Engineered BioPharmaceuticals Inc.	Develops dry-powder pharmaceuticals for vaccines	10/1/11	E	100	0
GSO Aviation, Inc.	Repair and overhaul of electro-mechanical and hydraulic aircraft components	8/1/11	N	15	1M
EIT, Inc.	Electronic design and manufacturing services	6/1/11	E	50	5M
Noblis, Inc.	Center for high-performance computing	6/1/11	N	15	2.5M
Telvista Inc.	Call center, customer services	4/1/11	E	100	0
CBN Secure Technologies, Inc.*	High-tech printing, produces secure Virginia driver's licenses and ID cards	3/1/11	E	25	1.1M
JTI Leaf Services*	Tobacco processing	11/1/10	E	21	10.5M
Essel Propack America LLC*	Toothpaste tubes	9/1/10	E	0	10M
Blue Ridge Fiberboard, Inc.	Manufactures fiberboard	11/1/09	N	88	5.262M
Essel Propack America LLC*	Toothpaste tubes	11/1/09	E	0	5.3M

*Foreign Owned Companies

Sources: City of Danville, Finance Department, Housing Virginia and SOURCEBOOK, Virginia Workforce Connection, Commissioner of the Revenue Office, Community Development, U.S. Bureau of Labor Statistics, The Launch Place